

PERSONAL PROJECT MYP 5



2021

Ms Silvana Harba

It's ALL about YOU!



Have you ever wanted to build a go-Kart or a kayak? Have you ever wanted to know how rockets fly? Have you ever wondered how our solar system works? Do you have a secret passion to write or direct a play? 2021 is your chance! The Personal Project (PP) will provide you with an opportunity to do or to create something that **YOU** love.

The Aims of the Personal Project



- *demonstrate the skills, attitudes and knowledge required to complete a project over an extended period of time
- *communicate effectively in a variety of situations
- *demonstrate responsible action through, or as a result of, learning
- *appreciate the process of learning and take pride in your accomplishments

The Personal Project is a requirement for all year 10 students at AIA.

Personal Project Objectives



A: Investigating

- Define a goal and global context based on personal interests
- Identify prior learning and subject-specific knowledge
- Demonstrate research skills

B: Planning

- Develop criteria for the product/outcome
- Plan and record the development process
- Demonstrate self-management skills

C: Taking Action

- Create a product/outcome
- Demonstrate communication and social skills
- Demonstrate thinking skills

D: Reflecting

- Evaluate the quality of the product/outcome against their criteria
- Reflect on how completing the project has extended their knowledge and understanding of the topic and global context
- Reflect on their development as an IB learner through the project

SOURCES



You have access to a variety of information sources (primary and secondary):

- Books
 - Articles from magazines, journals, newspapers
 - Web sites
 - Expert people
- You should **use them all**, initially, to find out as much as you can on your topic.
 - **Record** all of the sources you read, view, listen to, interview in your process journal. This will form a valuable resource for later in the project process.
- You are required to Evaluate your sources (min 3)
- Your report needs to include a **bibliography**.



GOAL SETTING



inspiration

Specific

Measurable

Achievable

Results Driven


Timebound

iSMART Goals

A student guide to setting iSmart goals.



GOAL SETTING

A Goal 	A Specific & Challenging goal
A student documents his or her self-taught skills of photography.	A student documents his or her neighbourhood through a photography exhibition.
A student creates a durable bag using second- hand materials.	A student creates a range of bags using second- hand materials to exhibit at the local arts centre.
A student writes an article on a topic of interest for a journal (school/academic/special interest) and submits it to an audience.	A student writes and publishes an original book-length feature on a topic of interest.

Writing a challenging goal video:

https://materchristi.libguides.com/ld.php?content_id=42063564

HAVE A GO!



GLOBAL CONTEXTS



A Global Context is a lens through which you see something. It can change your perspective on a topic, or colour your view.

You are going to choose a Global Context to frame your Personal Project.





GLOBAL CONTEXTS

M
Y
P

Relationship between Goal and Global Context



My goal is.....

Through an exploration of (insert Global Context) I will investigate.....

to/because....

PAPER PLANES



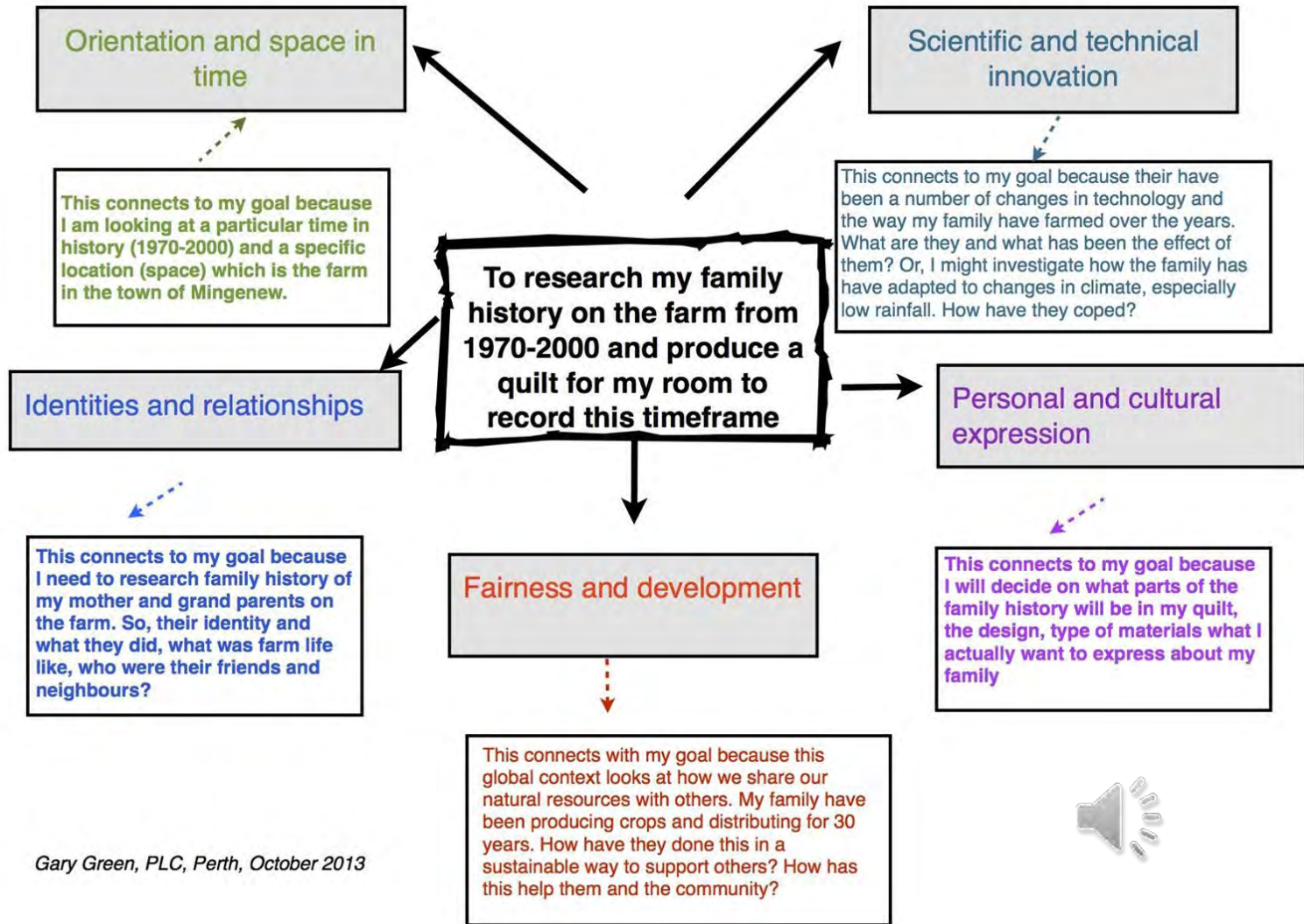
Goal: My goal is to research flight in order to produce the ultimate paper plane for entry into the paper plane flying competition.

Global Context: Scientific & Technical Innovation

Relationship between GC and Goal

“Through an exploration of Scientific & Technical Innovation I will investigate varied methods of flight in the natural and mechanical world to inform the design of my paper plane.”





WHAT DOES THE PP INCLUDE?



A process journal

An outcome/product

A detailed report

What's My Process Journal for Anyway?



The IB Says:



For the personal project, students are expected to document their process in the process journal. In this way, students demonstrate their working behaviours and academic honesty.

These entries will all be done on ManageBac



MYP Projects Guide

But Why?



Behaviours

Much of your report will ask you to reflect on your learning/working behaviours (the process). You can use your Process Journal as evidence!


Refer to the IB learner Profile and the ATL skills throughout your entries.

Academic Honesty

You and your supervisor will need to sign an Academic Honesty form at the end of this project

ManageBac

- ▶ Before we have our scheduled meeting one next week you will need to complete your PP proposal on ManageBac.



THE OUTCOME/PRODUCT



- ▶ an original work of art -piece of creative writing, a song
- ▶ a sculpture
- ▶ a model
- ▶ a business plan e.g. **How to help your local small business supermarket make a profit in order to stay in operation?**
- ▶ a campaign
 - a blueprint or drawing
- ▶ an essay (scientific, literary or other)
- ▶ a video/computer game, website
- ▶ a course of study e.g. **How to play a trumpet in 4 months? How to learn Japanese in 3 months?**
- ▶ a debate
- ▶ a film/video

CREATING CRITERIA FOR THE PRODUCT/OUTCOME



Define realistic criteria/specifications to measure the quality of the project's final outcome or product

They should be **very specific**- not general or vague
document the criteria/specifications in the process journal

Use them to assess the final outcome or product and report it in your PP report

❖ Semester 1 report 2 credit points

THE REPORT



- a written report 1,500 - 3,500 words in the format of an academic report
- electronic (website, blog, slideshow) 1,500-3,500 words
- an oral report (podcast, radio broadcast ,recorded) 13-15 minutes
- visual (film) 13-15 minutes

The report does not replace the product/outcome of the personal project

Structure of the written report:

- Title page
 - table of contents
 - body of the report
 - bibliography or reference list
 - appendices- include the extracts from the PP process journal
- ❖ Semester 2 Report 2 Credit points

ACADEMIC HONESTY



Must be your own PP

Must complete and sign the academic honesty form attached on ManageBac and submit with report.

Failing to acknowledge your sources results in failing the PP if you copy someone else's PP you will be required to do a new one.

The consequences of plagiarism and cheating are based on the school's Rules and the Code of Conduct.

THE SUPERVISOR



Each student is assigned an MYP teacher to guide you and advise you while working on your personal project

Formal- meetings scheduled and informal meetings with your supervisor can be organized on regular basis whilst working on the PP

It is your responsibility to catch up with your supervisors informally

On ManageBac you will receive:



- ▶ Personal Project Timeline
- ▶ Personal Project Planning Outline-Meeting preparations
- ▶ Student Guide and other documents as we progress through the year
- ▶ End of PP assessment results

Personal Project Timeline




Refer to the attached document
ON ManageBac and on Compass under your
form classes.

Meeting 1 will take place in week 5 of this
term.



Learning about computer coding



A PROPELLOR FOR A ROBOT FISH



IMPACTS OF GLOBAL WRMING



THE IMPORTANCE OF THE HOLY KAABA



Ice Hockey Goaltending



ARABIC CALLIGRAPHY



Increasing her vertical jump
Caitlin was able to increase her vertical
jump with strength training and
coaching



SONGWRITING FOR A CAPPELLA

GOAL

CREATING ORIGINAL SONGS

ORIGINAL CULTURAL EXPRESSION

QUESTION HOW CAN I CAPTURE CREATIVE EFFECTIVE PHOTOGRAPHS THAT REFLECT CHINESE CULTURE

EPIC OF FOUR ORIGINAL SONGS

PERFORMING THESE SONGS THROUGHOUT THE YEAR

Photographed Escapades

TOPIC: TAKING ARTISTIC AND AESTHETICALLY PLEASING PHOTOS OF BUSAN CULTURE

GOAL: TO GET A FURTHER UNDERSTANDING OF DIFFERENT ASPECTS (EMOTIONAL, ENVIRONMENTAL, RELIGIOUS, HISTORICAL, AND ARTISTIC) OF A SPECIFIC CULTURE THROUGH THE LENSES

ALL SKILLS



Song writing

culture in photography.



A student created a survival kit to survive a zombie invasion.

PACIFIC
ACADEMY
CHAMPIONS
2015

Going
Forward
Community


THE COMMUNITY



Student document her year through a music video



Increasing her breath-hold while free-diving
She was able to attain her goal of 40 feet.



Green Computer

By Darren Becker

Creating a Green Computer

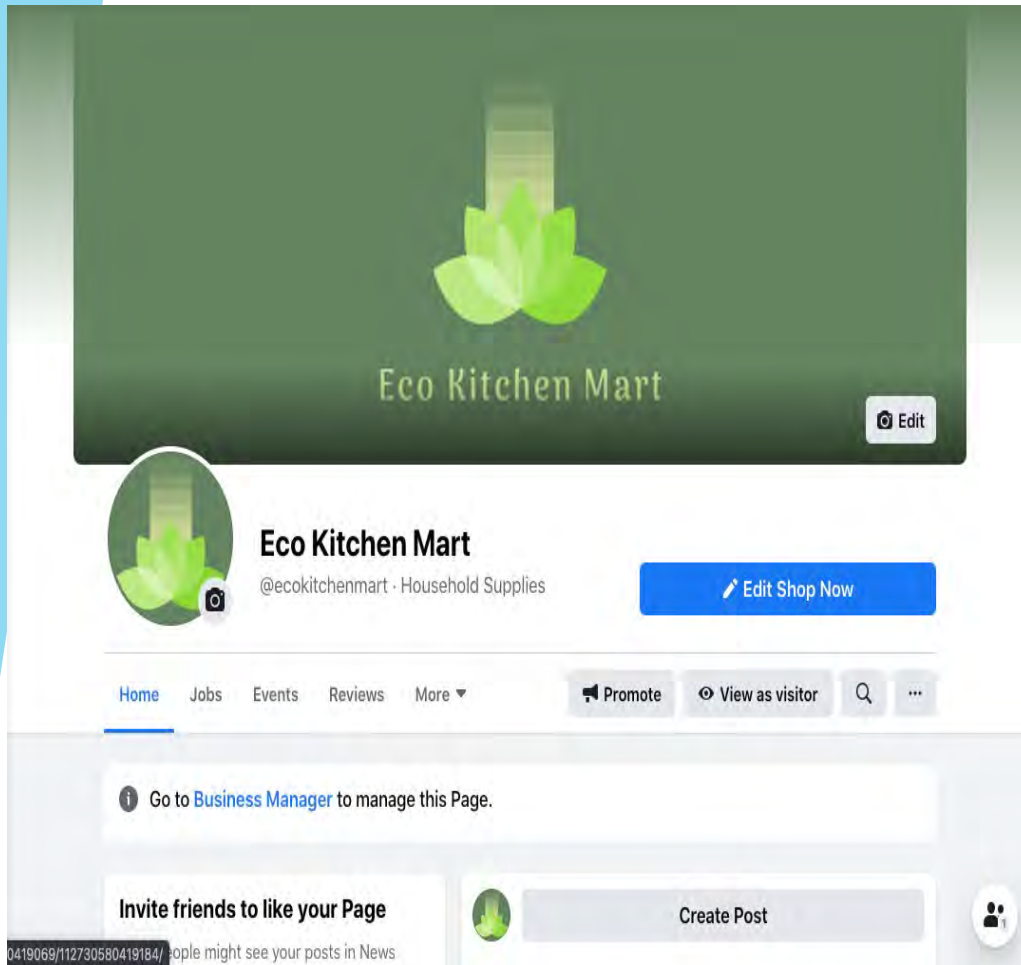


Air Force 1 SF


Final Design of
Products



3D Modelling



The image shows a screenshot of the Facebook page for 'Eco Kitchen Mart'. The cover photo features a green lotus flower logo with the text 'Eco Kitchen Mart' and an 'Edit' button. The profile picture is a circular version of the same logo. The page name is 'Eco Kitchen Mart' with the handle '@ecokitchenmart' and the category 'Household Supplies'. A blue button says 'Edit Shop Now'. Navigation tabs include Home, Jobs, Events, Reviews, and More. There are also buttons for 'Promote', 'View as visitor', and a search icon. A notification says 'Go to Business Manager to manage this Page.' At the bottom, there is an 'Invite friends to like your Page' section with a 'Create Post' button and a profile picture icon.



Drop Shipping

0419069/112730580419184/ people might see your posts in News